

# Article

作者為 HoTommy

---

提交日期: 2020年05月14日 07:29下午 (UTC+0800)

作業提交代碼: 1324062733

文檔名稱: Class\_Disambiguation\_of\_Cancers\_Type-v2.2.pdf (497.93K)

文字總數: 2926

字符總數: 16078

# Cancer Literature Classification Methods Performance

<sup>3</sup>heng-Yuan Ho  
Dept. of Computer Science and  
Information Engineering,  
Asia University,  
Taichung City, Taiwan  
tommyho@asia.edu.tw

<sup>1</sup> Mariana Syamsudin  
Dept. of Computer Science and  
Information Engineering,  
Asia University, Taichung City, Taiwan  
Dept. of Information Technology,  
Pontianak State Polytechnic, Indonesia  
marianasyamsudin@gmail.com

<sup>3</sup>ueh-Chun Shen  
Dept. of Computer Science and  
Information Engineering,  
Asia University,  
Taichung City, Taiwan  
107121006@live.asia.edu.tw

**Abstract**— The literary classification system is the best solution to improve the data search process. In terms of the need, its goal is to compare the relevant biomedical papers and discover novel knowledge to identify potential research issues. This paper will present cancer literature classification performance by comparing three approaches, Naïve Bayes, Neural Network and Linear Classifier with SGD training. The propose approaches classify biomedical literature in five classes of cancer literature type namely, bone cancer, gastric cancer, kidney cancer, skin cancer and papillary thyroid cancer by using 9259 documents. General steps for building classification refer to the classification of scientific literature. The result shows that all algorithms successfully can be used to classify cancer literature. However, for the best performance, it is strongly recommended to use Naïve Bayes and Neural Network.

**Keywords**—classification performance, naïve Bayes, neural network, linear classification

## I. INTRODUCTION

Regard to the database of the World Health Organization (WHO) annual death registration, cancer is the second leading cause of death globally, 9.6 million deaths in 2018 [12]. Thus, cancer becomes an essential study area for biomedical research. The vast number of biomedical literature has proliferated, provide a rich source of knowledge to improve the development of biomedical research. Figure 1 shows the number of literature on cancer research for the past ten years. The data collected from PubMed using “cancer” as a keyword in the searching of title or abstract.

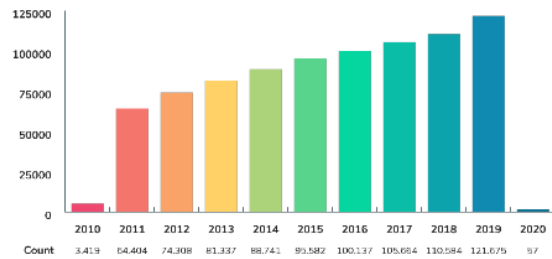


Figure 1. The Number of Cancer Publication in PubMed

Until the beginning of 2020, there are 845,908 cancer publications retrieved from PubMed. Abundant of cancer literature become an essential problem when researchers need to compare the relevant topic papers and discover novel

<sup>9</sup>The work is supported by the Ministry of Science and Technology of Taiwan, under Grant no. MOST 108-2221-E-468-010 -, and partially supported by the Ministry of Education of Taiwan, the Artificial Intelligence Talent Cultivation Project, and by Asia University, under Grant no. 107-ASIA-UNAIR-09.

knowledge to identify potential research issues. This study address to help researchers to overcome these difficulties by classifying the cancer literature using text mining methods. Realizing the superiority of the classification of text mining is expected to help cancer researchers find the literature easily and quickly. Sang-Woon Kim [8] used the TF-IDF and LDA scheme to support the paper classification system. This research produces a classification system that has two objectives. The first objective is classifying research papers using keywords and topics with the support of high-performance computing techniques. Then, the papers that have been classified will be applied to search papers in the field of research expeditiously and efficiently. In addition, the classification performance is another concern, and bias can occur if inaccurate disciplinary assignments exist in the scientific classification system especially if there is a significant proportion of multidisciplinary journals in the reference lists [10]. More consideration should be given to the robust and accuracy of classification schemes by consideration of the importance of classification in the construction and analysis of bibliometric indicators [2].

Different from the methods as mentioned above, in the following, we propose to specify literature classification in cancer type that will be remarkably effective to collect and analyze information in biomedical research. This study will also compare the classification performance of three approaches, Naïve Bayes, Neural Network, and Linear Classifier with SGD training. The Naïve Bayes approach was successfully applied to classify scientific literature into predetermined categories, according to the needs of the researchers. Furthermore, this approach increases the effectiveness of work in identifying and solving potential research problem and dramatically facilitates scientific research. [8]. In recent years, neural network-based approaches become potential and dominant methodology in biomedical relation classification. The advantage of Neural network-based approaches that is can effectively and automatically learn the underlying feature representation from the labelled training data [11]. Stochastic Gradient Descent (SGD) has been successfully applied to large-scale and sparse machine learning problems often encountered in text classification and natural language processing. Furthermore, through SGD convex loss functions, such as (linear) Support Vector Machines and Logistic Regression, can be learned in a profoundly efficient approach to discriminative learning of linear classifiers [7].

There are five types of cancers literature considered as a sample of classification problem, namely, Gastric cancer, Skin cancer, Bone Cancer, Kidney cancer, and Papillary Thyroid

Cancer. All corpus in the form of title and abstracts, in total 9,259 documents.

This project has six sections. It starts from converting data from xml format to csv format, performing vectorization, removing stop words, stemming, doing term frequency-inverse document frequency (TF\*IDF), and training as well as testing all data in Jupyter Notebook and Python environment.

Training and testing process will be carried out in three approaches. Respectively testing for 80% of training dataset and 20% of the testing dataset, 70% of training dataset and 30% of testing dataset, and 60% of training dataset and 40% of the testing dataset.

## II. THE PROCEDURES FOR CLASSIFICATION

Referring to the classification of scientific literature, general steps for building a classification model as presented in Figure 2 are [9]:

- A. Determining a classification scheme
- B. Reading text documents
- C. Text preprocessing
- D. Classification

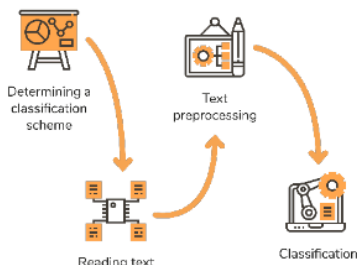


Figure 2. General Steps of Classification Process

### A. Determining Type of Cancer Literature

To guarantee the results validity of the design, it is essential to do stages in the design shown in Figure 3.

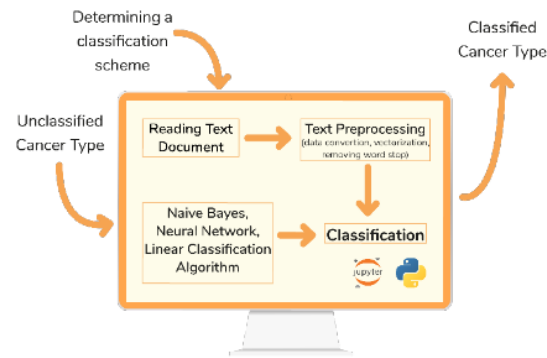


Figure 3. Model Architecture for Cancer Literature Classification

The stage determining a classification scheme is related to the development of a classifier of cancer literature. They are formed according to the five types of cancer literature that will be analyzed in this study are: Bone Cancer, Gastric Cancer, Kidney Cancer, Papillary Thyroid Cancer and Skin Cancer.

The following is a general explanation of each type of cancer. The first type is bone cancer. Many kinds of cancer can begin in the bones. The most common types of bone cancer in

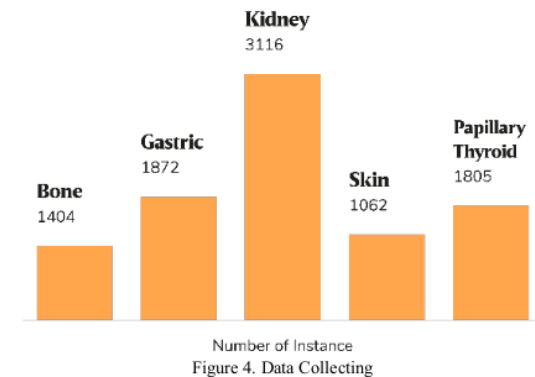
children and adolescents are osteosarcoma and Ewing's tumor. Bone cancer is divided into two types, namely primary and secondary bone cancer. Primary bone cancer exists and grows in bone cells while secondary bone cancer starts from elsewhere and spreads to the bone. The second type of cancer is gastric cancer, which is a type of disease in the stomach lining. The symptoms of gastric cancer can be in the form of digestion and stomach discomfort or pain. The third type is kidney cancer. It is one of the most common types of cancer in adults in their 60s or 70s. This cancer is also known as kidney cancer since it first appeared in a small tube lining in the kidney. The fourth type is papillary thyroid cancer. It is recognized as an asymptomatic disease with a mass in the neck as the most common symptom. The last type is skin cancer, which occurs because of long-term skin in the sun. There are three main types of diseases such as basal cell carcinoma, squamous cell carcinoma, and myeloma caused by abnormal growth of skin cells [1].

### B. Text Documents

This phase is used to present the text documents in a word format. All text document resources extracted from PubMed.gov, <https://www.ncbi.nlm.nih.gov/pubmed/>. The advanced search feature is used to collect title and abstract of literature from a set of massive papers efficiently as well as to get specific data by selecting Date - Publication, Title/Abstract, and name of cancer in the searching box.

In this paper, we utilized the title and abstract data of research papers, since these two parts of papers are the most part that users read to catch the main idea of the research before reading other contents in the body of a paper [8].

The number of data collected varies according to availability on PubMed servers and result of data cleaning processing. The data mapping can be seen in Figure 4.



The data in the form of titles and abstracts were collected, starting from the smallest to the most significant number in the sequence are as follows: 1,062 documents of skin cancer, 1,404 documents of bone cancer, 1,805 documents of papillary thyroid cancer, 1,872 documents of gastric cancer, and 3,116 documents of kidney cancer.

### C. Text Preprocessing

The stage of text pre-processing starts from extracting Abstract Title and Abstract Text, then converting xml files into csv files. The sample code and result are presented in Figures 5 and 6 below:



Model Accuracy:0.89				
	precision	recall	f1-score	support
bone	0.89	0.83	0.86	409
gastric	0.86	0.86	0.86	560
kidney	0.88	0.93	0.91	943
papillary	0.97	0.87	0.92	325
skin	0.87	0.88	0.88	541
micro avg	0.89	0.89	0.89	2778
macro avg	0.89	0.88	0.88	2778
weighted avg	0.89	0.89	0.89	2778

Figure 11. Model Accuracy of Naïve Bayes with Proportion 0.3

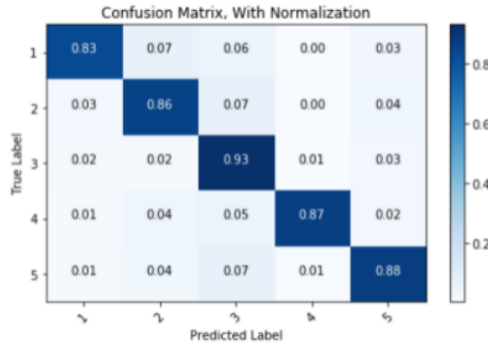


Figure 12. Confusion Matrix of Naïve Bayes with Proportion 0.3

Model Accuracy:0.89				
	precision	recall	f1-score	support
bone	0.91	0.83	0.87	409
gastric	0.86	0.87	0.86	560
kidney	0.88	0.93	0.90	943
papillary	0.96	0.88	0.92	325
skin	0.88	0.88	0.88	541
micro avg	0.89	0.89	0.89	2778
macro avg	0.90	0.88	0.89	2778
weighted avg	0.89	0.89	0.89	2778

Figure 13. Model Accuracy of Linear Classifier with Proportion 0.3

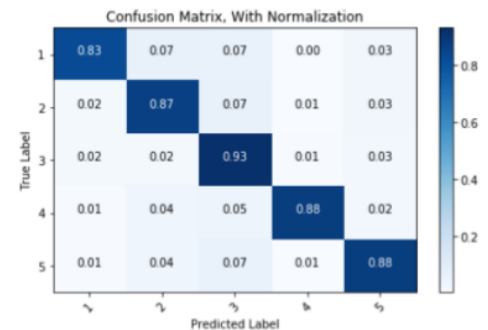


Figure 14. Confusion Matrix of Linear Classifier with Proportion 0.3

Method	Testing Dataset		
	0.2	0.3	0.4
Naive Bayes	0.89	0.89	0.89
Neural Network	0.89	0.89	0.89
Linear Classification	0.89	0.89	0.89

### III. EXPERIMENTAL RESULTS

#### A. The Analysis of Accuracy Result

After going through the stages of determining the classification scheme, reading text documents, text preprocessing and classification, the results for each condition, i.e., 0.2, 0.3, and 0.4, are obtained as shown in Table 2 below:

Method	Testing Dataset		
	0.2	0.3	0.4
Naive Bayes	0.90	0.97	0.93
Neural Network	0.90	0.97	0.93
Linear Classification	0.90	0.93	0.90

Each method manifests the same performance for an accuracy result of 0.89/1 but produces different confusion matrix that will explain further in the analysis of confusion matrix section. This condition presents the initial hypothesis that more number of instances result in more stable accuracy. The researchers also reclassified documents with fewer data to examine the performance of each algorithm. As shown in Table 2, the result of accuracy shows more vary for each method when using hundreds of data instances.

The data describe all methods have the same accuracy performance when using 20% testing dataset, each 0.9/1. While Naïve Bayes and Neural Network present higher performance than Linear Classification when using 30% and 40% testing dataset, each respectively at 0.97/1 and 0.93/1.

#### B. The Analysis of Confusion Matrix

The result of the confusion matrix is presented in Table 3 below. In this confusion matrix, the system manages to classify each cancer literature with average accuracy 0.84/1 for Bone cancer, Gastric cancer, Papillary cancer and Skin cancer. In contrast, Kidney cancer gets the highest accuracy on average 0.93/1. This condition is highly possible because of a more significant amount of kidney dataset than other cancer literature. For reference, Kidney cancer literature has 3116 datasets, whereas four other types of cancer literature have approximately only a thousand dataset.

Cancer Type	0.2			0.3			0.4		
	NB	NN	LC	NB	NN	LC	NB	NN	LC
Bone	0.83	0.83	0.83	0.83	0.84	0.83	0.83	0.83	0.83
Gastric	0.84	0.86	0.86	0.88	0.87	0.86	0.89	0.87	0.86
Kidney	0.94	0.93	0.93	0.94	0.93	0.94	0.94	0.93	0.93
Papillary	0.87	0.87	0.89	0.87	0.88	0.89	0.87	0.88	0.89
Skin	0.88	0.88	0.87	0.89	0.88	0.87	0.89	0.88	0.87

Figure 15 shows a comparison of the confusion matrix of three types of the algorithm more precisely with the proportion of 0.3 testing data.

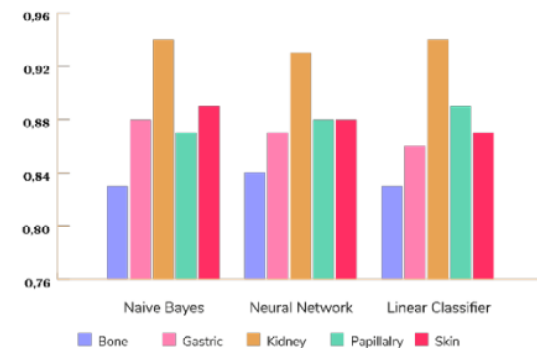


Figure 15. Comparison of Accuracy Performance (0.3)

#### C. The Analysis of Classification Result

Table 4 depicts information about the mapping of correct and incorrect instances. The data shows incorrect instances for the literature of Gastric cancer, Papillary Thyroid Cancer and Skin Cancer tend to kidney cancer literature in the

number of 0.07/1. In addition, bone cancer literature tends to map inaccurate cases for Gastric cancer as well as Kidney cancer in the number of 0.07/1. On the other hand, incorrect instances of Kidney cancer literature itself tend to skin cancer with the highest missed classification in the number of 0.03/1.

TABLE IV. RESULT OF INCORRECTLY INSTANCES

	Bone	Gastric	Kidney	Papillary	Skin	Bone	Gastric	Kidney	Papillary	Skin	Bone	Gastric	Kidney	Papillary	Skin
Bone	0.98	0.07	0.06	0.00	0.03	0.93	0.07	0.07	0.00	0.03	0.93	0.08	0.08	0.03	0.04
Gastric	0.02	0.93	0.06	0.00	0.03	0.07	0.07	0.01	0.03	0.02	0.85	0.07	0.01	0.04	
Kidney	0.02	0.01	0.94	0.00	0.02	0.02	0.02	0.93	0.01	0.03	0.02	0.01	0.93	0.01	0.02
Papillary	0.00	0.06	0.00	0.97	0.02	0.01	0.04	0.00	0.98	0.02	0.00	0.02	0.00	0.99	0.02
Skin	0.00	0.04	0.07	0.00	0.99	0.01	0.04	0.02	0.01	0.88	0.01	0.04	0.02	0.03	0.87

  Correctly instances  
  The Most Inaccuracy Instances

The data above were obtained from the confusion matrix summary of the neural network, with sequential proportions of 0.2, 0.3 and 0.4. Since it is considered as the best algorithm for classification of cancer literature.

#### IV. CONCLUSION

Based on confusion matrix analysis, the result indicates that type of cancer literature with the most significant number of instances will show the highest accuracy, that is Kidney Cancer literature and followed by other types of cancer literature based on their number of instances. Meanwhile, the mapping of incorrect instances confirms that the highest missed classification of each cancer literature tend to Kidney cancer while Papillary Cancer literature becomes the lowest number of missed classification.

Incorrect instances can be prompted by the relationship between two different cancer types, for example, incorrect literature interpretation of Bone Cancer and Gastric Cancer caused by relational of the research topic of both cancer, that usually Gastric Cancer initially presenting as bone metastasis.

Furthermore, the disambiguation classification of cancer type can also be provoked by strong association from each cancer type, as shown by Kidney Cancer. Considering the treatment for cancer survivor will use a considerable amount of medicine that will harm the patient's liver, Kidney Cancer will be the most common synchronous clinical effect in patients. This case vice versa with Papillary Thyroid cancer, wherein only 0.00 ~ 0.01 will likely to be wrong mapped as Papillary Thyroid because of a weak relationship between

papillary cancer with other cancer topics, in this case, Bone Cancer, Gastric Cancer, Kidney Cancer and Skin Cancer.

The results of this study showed that all algorithms successfully could be used to classify cancer literature. However, for the best performance, it is strongly recommended to use Naïve Bayes and Neural Network methods by dividing 70% training dataset and 30% testing dataset.

#### REFERENCES

- [1] American Cancer Society, <https://www.cancer.org/cancer/bone-cancer/about/what-is-bone-cancer.html>
- [2] Colas, F. and Brazdil, P. (2006). Comparison of SVM and some older classification algorithms in text classification tasks. In: Bramer, M. (Ed.), *Artificial Intelligence in Theory and Practice*. Springer, Boston, MA, pp. 169-178.
- [3] Fei Shu, Charles-Antoine Julien, Lin Zhang, Junping Qiu, and Vincent Larivière. (2019). Comparing journal and paper level classifications of science, *Journal of Informetrics* Volume 13, Issue 1 February 2019 Pages 202-225
- [4] Fleuren, W.W.M. and Alkema, W., (2015). Application of text mining in the biomedical domain. *Methods* 74, 97-106. <https://doi.org/10.1016/j.jymeth.2015.01.015>
- [5] Mowafy M, Rezk A, and El-bakry HM, An Efficient Classification Model for Unstructured Text Document, *American Journal of Computer Science and Information Technology* ISSN 2349-3917
- [6] Peng Jin, Yue Zhang, Xingyuan Chen, and Yunqing Xia, Bag-of-Embeddings for Text Classification, *Proceedings of the Twenty-Fifth International Joint Conference on Artificial Intelligence (IJCAI-16)*
- [7] PubMed.gov, <https://www.ncbi.nlm.nih.gov/pubmed/>
- [8] Sang-Woon Kim and Joon-Min Gil, (2019), Research Paper Classification System Based on TF-IDF and LDA Scheme, *Human-centric Computing and Information Sciences* volume 9, Article number: 30.
- [9] Scikit Learn, <https://scikit-learn.org/stable/modules/sgd.html>
- [10] S, Snezhana, Using Text Mining To Classify Research Paper, [https://www.researchgate.net/publication/319688772\\_Using\\_text\\_mining\\_to\\_classify\\_research\\_papers](https://www.researchgate.net/publication/319688772_Using_text_mining_to_classify_research_papers).
- [11] StackOverflow, <https://stackoverflow.com/questions/>.
- [12] World Health Organization [https://www.who.int/health-topics/cancer#tab=tab\\_1](https://www.who.int/health-topics/cancer#tab=tab_1)
- [13] Zhang, L., Janssens, F., Liang, L., and Glänzel, W. (2010). Journal cross-citation analysis for validation and improvement of journal-based subject classification in bibliometric research. *Scientometrics*, 82(3), 687-706.
- [14] Zhang, Y., Lin, H., Yang, Z., Wang, J., Sun, Y., Xu, B., and Zhao, Z. (2019). Neural network-based approaches for biomedical relation classification: A review. *Journal of Biomedical Informatics*, 103294. doi:10.1016/j.jbi.2019.103294

# Article

---

## 原創性報告

---

15%

相似度指數

9%

網際網絡來源

12%

出版物

8%

學生文稿

---

## 主要來源

---

- 1 [hcis-journal.springeropen.com](https://www.hcis-journal.springeropen.com) 3%  
網際網絡來源
  - 2 Yijia Zhang, Hongfei Lin, Zhihao Yang, Jian Wang, Yuanyuan Sun, Bo Xu, Zhehuan Zhao. "Neural network-based approaches for biomedical relation classification: A review", Journal of Biomedical Informatics, 2019 2%  
出版物
  - 3 [www.comsis.org](http://www.comsis.org) 1%  
網際網絡來源
  - 4 Submitted to Macquarie University 1%  
學生文稿
  - 5 Junhua Ye, Xin Li, Xiangdong Zhang, Qin Zhang, Wu Chen. "Deep Learning-Based Human Activity Real-Time Recognition for Pedestrian Navigation", Sensors, 2020 1%  
出版物
  - 6 [www.azherbs.com](http://www.azherbs.com) 1%  
網際網絡來源
-

7	<a href="https://ogrisel.github.io">ogrisel.github.io</a> 網際網絡來源	1%
8	Fei Shu, Charles-Antoine Julien, Lin Zhang, Junping Qiu, Jing Zhang, Vincent Larivière. "Comparing journal and paper level classifications of science", Journal of Informetrics, 2019 出版物	1%
9	<a href="http://www.mdpi.com">www.mdpi.com</a> 網際網絡來源	1%
10	<a href="http://ijsetr.org">ijsetr.org</a> 網際網絡來源	1%
11	<a href="https://repository.tudelft.nl">repository.tudelft.nl</a> 網際網絡來源	1%
12	Pang, Clifford. "Hyperthermia in oncology and nontoxic integrative treatments", Hyperthermia in Oncology, 2015. 出版物	1%
13	Submitted to Universiti Teknologi Petronas 學生文稿	<1%
14	Submitted to American Public University System 學生文稿	<1%
15	"Sustainable Agriculture Reviews 43", Springer Science and Business Media LLC, 2020 出版物	<1%



16

methadonenearme.com

網際網絡來源

&lt;1%

17

trepo.tuni.fi

網際網絡來源

&lt;1%

18

Submitted to University of Southampton

學生文稿

&lt;1%

19

Submitted to Mahidol University

學生文稿

&lt;1%

20

Submitted to Sunway Education Group

學生文稿

&lt;1%

21

Lecture Notes in Computer Science, 2009.

出版物

&lt;1%

22

Sang-Woon Kim, Joon-Min Gil. "Research paper classification systems based on TF-IDF and LDA schemes", Human-centric Computing and Information Sciences, 2019

出版物

&lt;1%

排除引述

開

排除相符處

關閉

排除參考書目

開